

SHERIFF BARROW COUNTY



TABLE OF CONTENTS

INTRODUCTION

2

SECTION I - DIVISION SUMMARIES

DIVISION

PAGE(S)

Detention Division

4

Uniform Patrol Division

5

Criminal Investigations Division

6-7

Courts and Services Division

8

SECTION II - DETAILED DIVISION STATISTICAL INFORMATION

DIVISION

PAGE(S)

Detention Division

10-21

Uniform Patrol Division

22-28

Criminal Investigations Division

29-36

Courts and Services Division

37

SHERIFF BARROW COUNTY



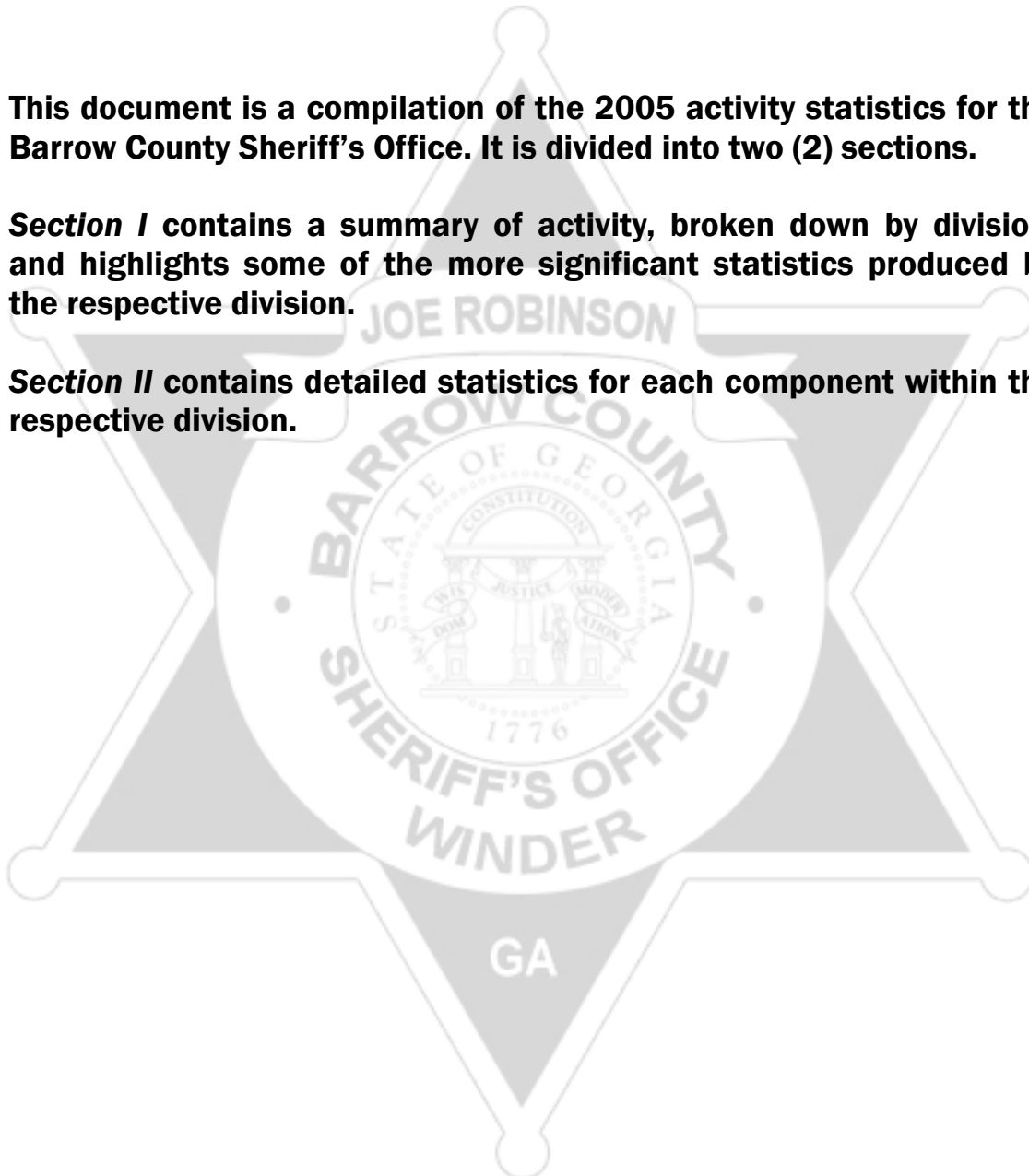
2

INTRODUCTION

This document is a compilation of the 2005 activity statistics for the Barrow County Sheriff's Office. It is divided into two (2) sections.

***Section I* contains a summary of activity, broken down by division, and highlights some of the more significant statistics produced by the respective division.**


***Section II* contains detailed statistics for each component within the respective division.**



**SHERIFF
BARROW COUNTY**



SECTION I



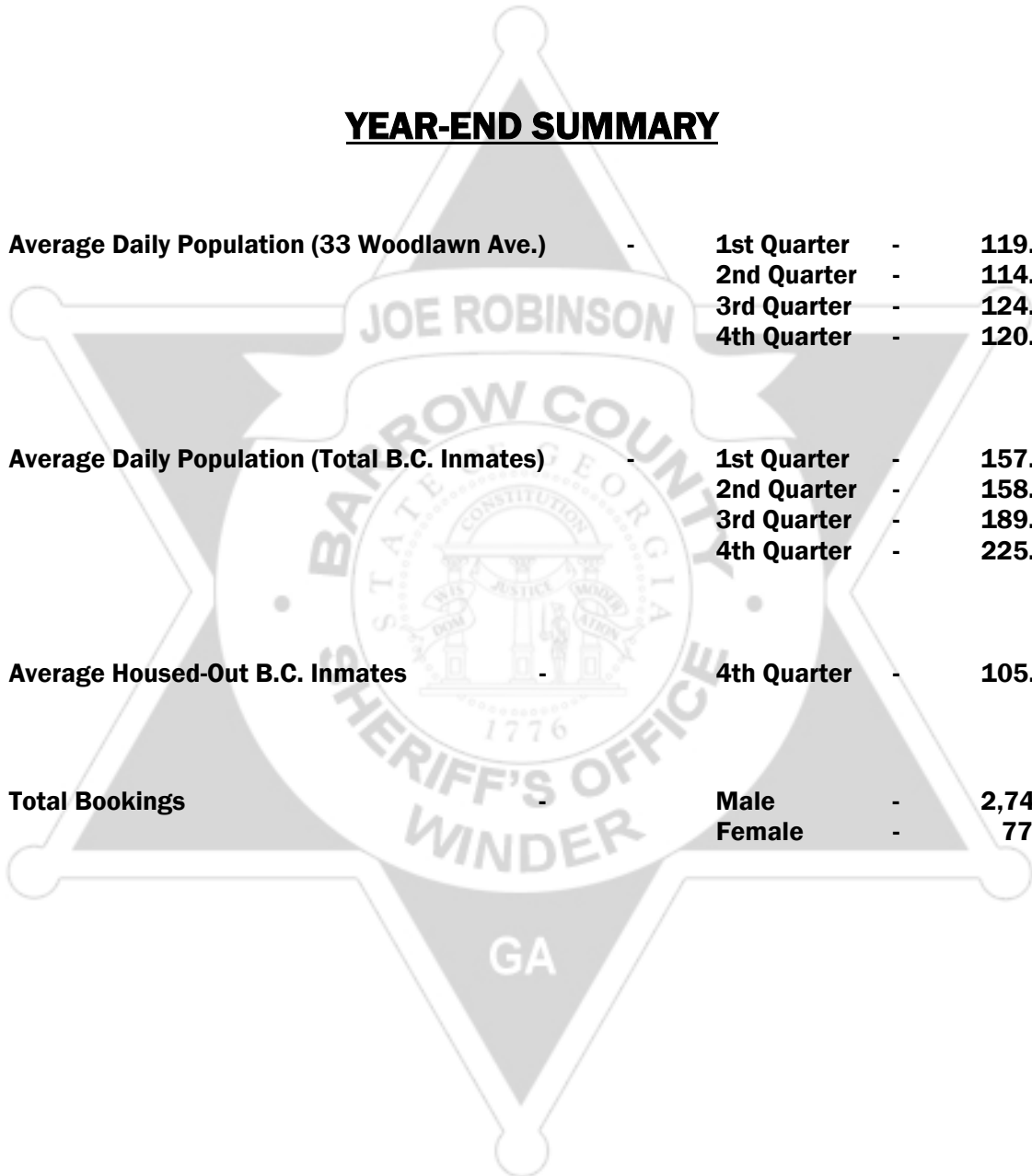
SHERIFF BARROW COUNTY



DETENTION DIVISION

YEAR-END SUMMARY

Average Daily Population (33 Woodlawn Ave.)	-	1st Quarter	-	119.3
		2nd Quarter	-	114.3
		3rd Quarter	-	124.4
		4th Quarter	-	120.5
Average Daily Population (Total B.C. Inmates)	-	1st Quarter	-	157.2
		2nd Quarter	-	158.5
		3rd Quarter	-	189.3
		4th Quarter	-	225.6
Average Housed-Out B.C. Inmates	-	4th Quarter	-	105.1
Total Bookings	-	Male	-	2,747
		Female	-	779



SHERIFF BARROW COUNTY



5

UNIFORM PATROL DIVISION

PATROL SHIFTS

YEAR-END SUMMARY

Calls for Service		55,708
Incident Reports		12,372
Accident Reports		1,282
NOTE: The accident total reflects the accidents investigated by the Sheriff's Office only. It does not include accidents investigated by the Georgia State Patrol.		
Warrants Taken		3,351
Arrests	-	Adults 1,218
	-	Juveniles 34
Business/Subdivision Checks	-	21,965
Citations Issued	-	Seatbelt/Child Restraints 996
	-	Speeding 1,995
	-	Reckless Driving 4
	-	Traffic Control Devices 586
	-	Uninsured Motorists 142
	-	DUI 124
	-	Suspended/Revoked License 192
	-	Other 1,671
	TOTAL CITATIONS	5,710
Warnings Issued		3,534
Stolen Vehicles Recovered		90

SHERIFF BARROW COUNTY



CRIMINAL INVESTIGATIONS DIVISION

YEAR-END SUMMARY

PERSONS CRIMES AND PROPERTY CRIMES INVESTIGATIONS

Cases Assigned to Crimes Against Property Investigators 1,267

Cases Assigned to Crimes Against Persons Investigators 1,375

Warrants Taken by Property Crimes Investigators 356

Warrants Taken by Persons Crimes Investigators 176

Cases By Category:	<u>2005</u>	<u>2004</u>	<u>2003</u>
Burglary	330	390	271
Theft	931	933	845
Armed Robberies	1	2	6
Arson	6	8	9
Sex Crimes	35	38	25
Aggravated Assault	102	71	68
Battery/Simple Assault	516	535	451
Domestic Violence	1,010	944	656
Stalking	155	97	84
Murder	1	1	1
Child Abuse/Molestation	130	50	33
V.G.C.S.A.	147	152	123
Suicide/Attempted Suicide	16	21	14
Death Investigations	14	31	33

SHERIFF BARROW COUNTY



7

CRIMINAL INVESTIGATIONS DIVISION

YEAR-END SUMMARY (continued)

NARCOTICS INVESTIGATIONS

Arrests Relating to Marijuana	8
Arrests Relating to Cocaine	8
Arrests Relating to Crack Cocaine	38
Arrests Relating to Methamphetamines	44
Other Drug-Related Arrests	20
Additional Activities:	
▶ 9-month multi-agency/multi-jurisdictional narcotics investigation that resulted in 29 indictments (5 which were federal indictments) charging 34 defendants.	
▶ Development of the Barrow County Methamphetamines Task Force.	

GA

SHERIFF BARROW COUNTY



8

COURTS AND SERVICES DIVISION

YEAR-END SUMMARY

Service of Process:

Total Service Attempts 10,152

Total Papers Served 9,129

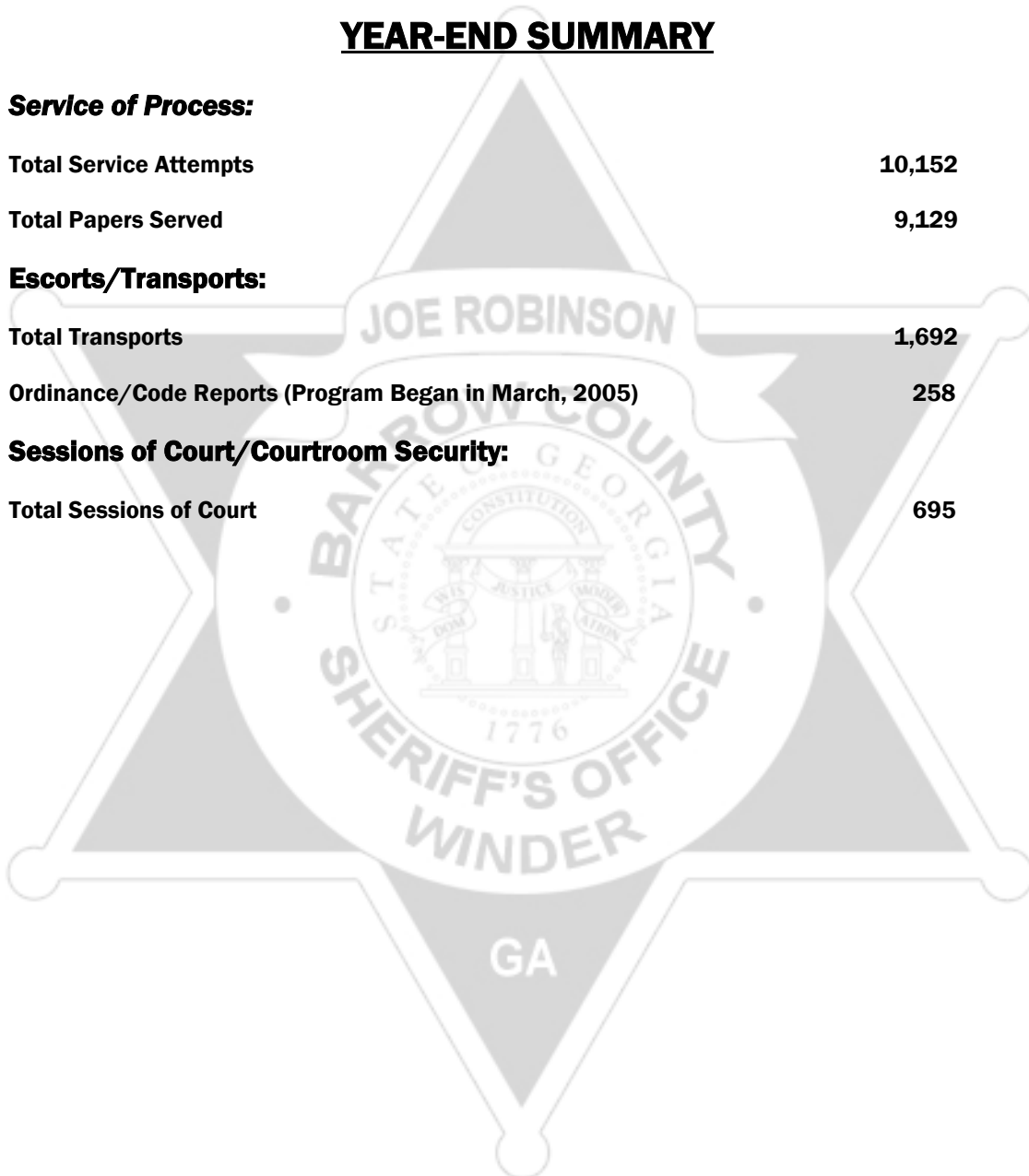
Escorts/Transports:

Total Transports 1,692

Ordinance/Code Reports (Program Began in March, 2005) 258

Sessions of Court/Courtroom Security:


Total Sessions of Court 695



**SHERIFF
BARROW COUNTY**



SECTION II



SHERIFF BARROW COUNTY



10

DETENTION DIVISION

DATE	POPULATION (33 Woodlawn Ave)	BOOKED	BOOKED BY GENDER		HOUSED-OUT
			MALE	FEMALE	
1-Jan	106	9	8	1	58
2-Jan	102	8	7	1	58
3-Jan	104	10	8	2	53
4-Jan	106	10	7	3	52
5-Jan	101	7	6	1	53
6-Jan	105	5	2	3	52
7-Jan	105	8	4	4	54
8-Jan	110	8	7	1	54
9-Jan	114	9	8	1	53
10-Jan	105	4	4	0	52
11-Jan	117	15	14	1	50
12-Jan	120	14	12	2	52
13-Jan	117	9	4	5	50
14-Jan	108	14	13	1	49
15-Jan	106	4	4	0	52
16-Jan	107	11	9	2	50
17-Jan	106	3	3	0	50
18-Jan	111	16	12	4	52
19-Jan	112	9	5	4	52
20-Jan	109	9	3	6	52
21-Jan	111	12	12	0	53
22-Jan	114	11	10	1	52
23-Jan	119	9	6	3	52
24-Jan	117	8	6	2	50
25-Jan	113	10	9	1	50
26-Jan	119	12	9	3	45
27-Jan	113	9	5	4	44
28-Jan	114	16	9	7	44
29-Jan	110	3	3	0	44
30-Jan	102	0	0	0	44
31-Jan	101	9	8	1	42

AVERAGE DAILY POPULATION (33 Woodlawn Ave.)—109.8

BOOKINGS BY GENDER—MALE: 217 / FEMALE:64

TOTAL INMATES BOOKED THIS MONTH—281

AVERAGE HOUSED-OUT—47.8

SHERIFF BARROW COUNTY



11

DETENTION DIVISION

DATE	POPULATION (33 Woodlawn Ave)	BOOKED	BOOKED BY GENDER		HOUSED-OUT
			MALE	FEMALE	
1-Feb	104	9	7	2	41
2-Feb	105	7	7	0	41
3-Feb	104	11	7	4	44
4-Feb	111	21	20	1	43
5-Feb	118	18	16	2	43
6-Feb	117	8	3	5	43
7-Feb	106	4	4	0	43
8-Feb	109	7	4	3	42
9-Feb	122	9	7	2	36
10-Feb	137	18	16	2	35
11-Feb	131	11	9	2	36
12-Feb	134	8	6	2	36
13-Feb	140	10	8	2	33
14-Feb	132	5	2	3	33
15-Feb	131	8	5	3	33
16-Feb	124	13	11	2	37
17-Feb	122	13	11	2	37
18-Feb	124	20	17	3	36
19-Feb	127	7	6	1	37
20-Feb	131	7	4	3	33
21-Feb	121	4	4	0	33
22-Feb	114	6	6	0	33
23-Feb	116	10	6	4	30
24-Feb	115	9	5	4	31
25-Feb	121	15	13	2	31
26-Feb	128	10	7	3	30
27-Feb	129	2	2	0	30
28-Feb	113	9	6	3	40

AVERAGE DAILY POPULATION (33 Woodlawn Ave.)—120.9

BOOKINGS BY GENDER—MALE: 219 / FEMALE:60

TOTAL INMATES BOOKED THIS MONTH—279

AVERAGE HOUSED-OUT—32.9

SHERIFF BARROW COUNTY



DETENTION DIVISION

DATE	POPULATION (33 Woodlawn Ave)	BOOKED	BOOKED BY GENDER		HOUSED-OUT
			MALE	FEMALE	
1-Mar	107	8	5	3	44
2-Mar	114	8	6	2	43
3-Mar	115	6	4	2	37
4-Mar	131	22	13	9	33
5-Mar	135	14	8	6	33
6-Mar	137	12	7	5	33
7-Mar	122	2	1	1	33
8-Mar	121	8	6	2	33
9-Mar	121	10	7	3	33
10-Mar	121	15	10	5	37
11-Mar	121	14	9	5	36
12-Mar	121	9	6	3	36
13-Mar	128	12	10	2	36
14-Mar	124	7	7	0	36
15-Mar	125	11	7	4	34
16-Mar	126	12	8	4	34
17-Mar	132	12	9	3	32
18-Mar	137	21	17	4	35
19-Mar	148	17	13	4	35
20-Mar	150	9	7	2	35
21-Mar	134	10	10	0	35
22-Mar	132	7	7	0	36
23-Mar	129	13	10	3	35
24-Mar	129	9	8	1	35
25-Mar	134	15	9	6	35
26-Mar	135	6	6	0	35
27-Mar	131	1	1	0	35
28-Mar	121	8	8	0	37
29-Mar	122	9	5	4	35
30-Mar	126	11	9	2	29
31-Mar	113	7	6	1	41

AVERAGE DAILY POPULATION (33 Woodlawn Ave.)—127.1

BOOKINGS BY GENDER—MALE: 239 / FEMALE:86

TOTAL INMATES BOOKED THIS MONTH—325

AVERAGE HOUSED-OUT—33.1

SHERIFF BARROW COUNTY



13

DETENTION DIVISION

DATE	POPULATION (33 Woodlawn Ave)	BOOKED	BOOKED BY GENDER		HOUSED-OUT
			MALE	FEMALE	
1-Apr	113	11	10	1	41
2-Apr	114	9	7	2	41
3-Apr	119	11	6	5	41
4-Apr	118	14	13	1	41
5-Apr	116	11	9	2	41
6-Apr	120	13	11	2	36
7-Apr	124	13	10	3	34
8-Apr	128	13	12	1	34
9-Apr	134	12	11	1	34
10-Apr	137	6	5	1	34
11-Apr	135	9	7	2	34
12-Apr	123	10	10	0	34
13-Apr	128	12	11	1	34
14-Apr	114	5	5	0	48
15-Apr	118	18	12	6	50
16-Apr	124	13	9	4	49
17-Apr	128	8	6	2	50
18-Apr	116	7	4	3	48
19-Apr	118	7	6	1	48
20-Apr	118	8	7	1	47
21-Apr	123	15	10	5	51
22-Apr	117	7	6	1	51
23-Apr	117	6	2	4	51
24-Apr	120	6	3	3	51
25-Apr	115	7	3	4	50
26-Apr	114	4	3	1	48
27-Apr	109	9	9	0	46
28-Apr	108	10	7	3	46
29-Apr	105	9	7	2	46
30-Apr	110	11	9	2	45

AVERAGE DAILY POPULATION (33 Woodlawn Ave.)—119.4

BOOKINGS BY GENDER—MALE: 230 / FEMALE:64

TOTAL INMATES BOOKED THIS MONTH—294

AVERAGE HOUSED-OUT—39.1

SHERIFF BARROW COUNTY



14

DETENTION DIVISION

DATE	POPULATION (33 Woodlawn Ave)	BOOKED	BOOKED BY GENDER		HOUSED-OUT
			MALE	FEMALE	
1-May	112	5	5	0	45
2-May	108	7	6	1	45
3-May	105	6	4	2	43
4-May	125	9	6	3	25
5-May	138	19	18	1	25
6-May	138	9	6	3	24
7-May	139	11	9	2	24
8-May	138	4	3	1	25
9-May	131	13	11	2	24
10-May	131	11	10	1	23
11-May	129	8	7	1	22
12-May	135	17	11	6	26
13-May	111	11	9	2	42
14-May	120	16	14	2	42
15-May	118	3	3	0	42
16-May	118	9	5	4	39
17-May	112	10	9	1	39
18-May	105	10	7	3	49
19-May	94	16	11	5	61
20-May	97	11	7	4	57
21-May	98	6	6	0	57
22-May	103	4	2	2	57
23-May	102	6	5	1	57
24-May	100	11	9	2	56
25-May	99	12	9	3	57
26-May	103	14	12	2	57
27-May	100	13	11	2	56
28-May	101	10	7	3	55
29-May	110	9	6	3	55
30-May	112	5	5	0	55
31-May	104	7	4	3	55

AVERAGE DAILY POPULATION (33 Woodlawn Ave.)—114.1

BOOKINGS BY GENDER—MALE: 237 / FEMALE:65

TOTAL INMATES BOOKED THIS MONTH—302

AVERAGE HOUSED-OUT—41.4

SHERIFF BARROW COUNTY



15

DETENTION DIVISION

DATE	POPULATION (33 Woodlawn Ave)	BOOKED	BOOKED BY GENDER		HOUSED-OUT
			MALE	FEMALE	
1-Jun	103	10	9	1	55
2-Jun	103	11	10	1	64
3-Jun	92	8	8	0	62
4-Jun	95	9	8	1	62
5-Jun	94	6	6	0	62
6-Jun	87	9	6	3	61
7-Jun	87	9	8	1	61
8-Jun	86	4	2	2	60
9-Jun	100	20	14	6	59
10-Jun	108	14	10	4	59
11-Jun	109	4	4	0	59
12-Jun	118	12	10	2	59
13-Jun	116	9	4	5	59
14-Jun	114	8	5	3	53
15-Jun	112	12	11	1	54
16-Jun	112	12	8	4	54
17-Jun	110	14	11	3	51
18-Jun	112	6	6	0	51
19-Jun	115	4	2	2	51
20-Jun	109	9	8	1	48
21-Jun	112	15	12	3	48
22-Jun	118	8	7	1	48
23-Jun	117	8	5	3	46
24-Jun	120	11	9	2	48
25-Jun	123	12	11	1	48
26-Jun	125	4	3	1	48
27-Jun	121	5	5	0	46
28-Jun	124	14	10	4	46
29-Jun	123	7	5	2	46
30-Jun	113	7	4	3	53

AVERAGE DAILY POPULATION (33 Woodlawn Ave.)—109.3

BOOKINGS BY GENDER—MALE: 221 / FEMALE:60

TOTAL INMATES BOOKED THIS MONTH—281

AVERAGE HOUSED-OUT—52.3

SHERIFF BARROW COUNTY



DETENTION DIVISION

DATE	POPULATION (33 Woodlawn Ave)	BOOKED	BOOKED BY GENDER		HOUSED-OUT
			MALE	FEMALE	
1-Jul	116	22	20	2	52
2-Jul	120	12	7	5	53
3-Jul	127	12	10	2	53
4-Jul	128	8	5	3	52
5-Jul	123	12	8	4	58
6-Jul	126	8	7	1	56
7-Jul	120	12	11	1	59
8-Jul	123	13	9	4	54
9-Jul	122	8	6	2	54
10-Jul	120	8	6	2	54
11-Jul	114	5	4	1	54
12-Jul	112	9	6	3	54
13-Jul	118	10	6	4	54
14-Jul	123	12	11	1	49
15-Jul	121	9	7	2	50
16-Jul	132	15	14	1	50
17-Jul	131	4	2	2	49
18-Jul	127	14	6	8	49
19-Jul	118	7	4	3	54
20-Jul	116	9	6	3	50
21-Jul	109	9	8	1	50
22-Jul	108	8	6	2	50
23-Jul	115	11	10	1	50
24-Jul	116	4	2	2	50
25-Jul	118	13	11	2	50
26-Jul	116	5	3	2	49
27-Jul	110	2	0	2	51
28-Jul	103	7	7	0	57
29-Jul	102	4	3	1	57
30-Jul	104	9	6	3	57
31-Jul	109	5	5	0	57

AVERAGE DAILY POPULATION (33 Woodlawn Ave.)—117.7

BOOKINGS BY GENDER—MALE: 216 / FEMALE:70

TOTAL INMATES BOOKED THIS MONTH—286

AVERAGE HOUSED-OUT—50.9

SHERIFF BARROW COUNTY



17

DETENTION DIVISION

DATE	POPULATION (33 Woodlawn Ave)	BOOKED	BOOKED BY GENDER		HOUSED-OUT
			MALE	FEMALE	
1-Aug	106	9	6	3	55
2-Aug	104	9	9	0	54
3-Aug	109	13	10	3	54
4-Aug	105	7	6	1	59
5-Aug	116	16	14	2	58
6-Aug	122	8	5	3	58
7-Aug	124	6	4	2	58
8-Aug	122	10	8	2	58
9-Aug	123	12	12	0	55
10-Aug	133	13	9	4	52
11-Aug	138	11	10	1	52
12-Aug	144	16	14	2	51
13-Aug	151	7	6	1	51
14-Aug	153	7	7	0	51
15-Aug	153	5	4	1	49
16-Aug	139	11	9	2	55
17-Aug	134	7	6	1	56
18-Aug	113	7	7	0	75
19-Aug	112	4	4	0	76
20-Aug	110	6	6	0	76
21-Aug	120	11	8	3	76
22-Aug	115	7	5	2	76
23-Aug	108	14	10	4	76
24-Aug	111	12	8	4	74
28-Aug	121	17	15	2	74
26-Aug	121	8	8	0	72
27-Aug	120	7	7	0	72
28-Aug	123	5	4	1	72
29-Aug	121	7	7	0	73
30-Aug	117	13	9	4	80
31-Aug	120	14	13	1	77

AVERAGE DAILY POPULATION (33 Woodlawn Ave.)—122.8

BOOKINGS BY GENDER—MALE: 250 / FEMALE:49

TOTAL INMATES BOOKED THIS MONTH—299

AVERAGE HOUSED-OUT—61.2

SHERIFF BARROW COUNTY



18

DETENTION DIVISION

DATE	POPULATION (33 Woodlawn Ave)	BOOKED	BOOKED BY GENDER		HOUSED-OUT
			MALE	FEMALE	
1-Sep	133	25	21	4	77
2-Sep	134	7	5	2	77
3-Sep	137	7	7	0	77
4-Sep	141	8	7	1	77
5-Sep	147	16	14	2	77
6-Sep	138	10	6	4	78
7-Sep	129	12	9	3	77
8-Sep	116	7	4	3	90
9-Sep	108	6	4	2	90
10-Sep	112	13	10	3	90
11-Sep	118	12	10	2	90
12-Sep	115	5	3	2	89
13-Sep	115	12	9	3	89
14-Sep	123	9	7	2	85
15-Sep	145	25	21	4	74
16-Sep	150	13	8	5	73
17-Sep	160	13	8	5	73
18-Sep	168	11	8	3	73
19-Sep	162	10	8	2	71
20-Sep	138	6	3	3	81
21-Sep	140	12	9	3	81
22-Sep	132	18	12	6	89
23-Sep	124	7	6	1	89
24-Sep	127	8	6	2	89
25-Sep	132	8	7	1	87
26-Sep	124	9	9	0	86
27-Sep	130	13	12	1	86
28-Sep	125	4	2	2	86
29-Sep	125	13	12	1	88
30-Sep	132	19	12	7	88

AVERAGE DAILY POPULATION (33 Woodlawn Ave.)—132.7

BOOKINGS BY GENDER—MALE: 259 / FEMALE:79

TOTAL INMATES BOOKED THIS MONTH—338

AVERAGE HOUSED-OUT—82.6

SHERIFF BARROW COUNTY



19

DETENTION DIVISION

DATE	POPULATION (33 Woodlawn Ave)	BOOKED	BOOKED BY GENDER		HOUSED-OUT
			MALE	FEMALE	
1-Oct	139	10	9	1	88
2-Oct	140	3	2	1	88
3-Oct	130	5	3	2	88
4-Oct	129	9	6	3	86
5-Oct	126	4	3	1	86
6-Oct	132	6	6	0	85
7-Oct	133	10	9	1	86
8-Oct	133	4	2	2	86
9-Oct	142	9	8	1	86
10-Oct	142	7	7	0	87
11-Oct	143	13	11	2	89
12-Oct	132	10	8	2	88
13-Oct	123	8	4	4	93
14-Oct	123	8	2	6	94
15-Oct	123	10	9	1	93
16-Oct	125	12	8	4	94
17-Oct	125	6	5	1	87
18-Oct	124	7	5	2	87
19-Oct	126	16	12	4	95
20-Oct	120	15	10	5	108
21-Oct	124	15	10	5	108
22-Oct	131	10	8	2	108
23-Oct	136	11	8	3	108
24-Oct	130	5	5	0	108
25-Oct	122	5	5	0	108
26-Oct	122	8	5	3	108
27-Oct	95	12	10	2	137
28-Oct	93	10	6	4	137
29-Oct	99	10	7	3	137
30-Oct	108	9	7	2	137
31-Oct	103	12	7	5	144

AVERAGE DAILY POPULATION (33 Woodlawn Ave.)—124.9

BOOKINGS BY GENDER—MALE: 207 / FEMALE:72

TOTAL INMATES BOOKED THIS MONTH—279

AVERAGE HOUSED-OUT—96.5

SHERIFF BARROW COUNTY



DETENTION DIVISION

DATE	POPULATION (33 Woodlawn Ave)	BOOKED	BOOKED BY GENDER		HOUSED-OUT
			MALE	FEMALE	
1-Nov	107	8	6	2	137
2-Nov	109	12	10	2	137
3-Nov	95	10	7	3	155
4-Nov	93	10	6	4	155
5-Nov	97	9	6	3	155
6-Nov	102	7	6	1	155
7-Nov	102	5	5	0	151
8-Nov	107	9	9	0	140
9-Nov	134	11	10	1	122
10-Nov	143	18	13	5	121
11-Nov	131	7	5	2	120
12-Nov	135	5	4	1	120
13-Nov	135	2	1	1	120
14-Nov	133	11	9	2	119
15-Nov	130	11	10	1	121
16-Nov	120	3	3	0	121
17-Nov	150	15	13	2	96
18-Nov	161	12	10	2	88
19-Nov	169	15	14	1	80
20-Nov	172	7	6	1	80
21-Nov	165	6	5	1	80
22-Nov	120	13	10	3	110
23-Nov	112	11	9	2	116
24-Nov	112	6	5	1	116
25-Nov	111	6	5	1	116
26-Nov	109	5	2	3	117
27-Nov	115	8	5	3	117
28-Nov	110	11	9	2	115
29-Nov	108	9	7	2	113
30-Nov	104	8	6	2	109

AVERAGE DAILY POPULATION (33 Woodlawn Ave.)—123.0

BOOKINGS BY GENDER—MALE: 216 / FEMALE:54

TOTAL INMATES BOOKED THIS MONTH—270

AVERAGE HOUSED-OUT—120.1

SHERIFF BARROW COUNTY



DETENTION DIVISION

DATE	POPULATION (33 Woodlawn Ave)	BOOKED	BOOKED BY GENDER		HOUSED-OUT
			MALE	FEMALE	
1-Dec	102	7	4	3	111
2-Dec	110	8	6	2	109
3-Dec	103	11	10	1	110
4-Dec	103	5	2	3	110
5-Dec	105	11	9	2	108
6-Dec	110	11	10	1	103
7-Dec	109	3	3	0	103
8-Dec	118	16	15	1	101
9-Dec	118	15	12	3	101
10-Dec	126	13	10	3	95
11-Dec	126	2	1	1	95
12-Dec	126	14	11	3	93
13-Dec	109	7	7	0	102
14-Dec	109	8	7	1	102
15-Dec	115	17	17	0	96
16-Dec	122	16	11	5	96
17-Dec	126	9	7	2	96
18-Dec	128	5	3	2	95
19-Dec	120	7	6	1	95
20-Dec	114	8	7	1	95
21-Dec	116	13	11	2	92
22-Dec	109	7	5	2	93
23-Dec	107	7	6	1	93
24-Dec	108	5	4	1	93
25-Dec	109	2	1	1	93
26-Dec	107	2	2	0	93
27-Dec	110	14	10	4	97
28-Dec	112	9	9	0	96
29-Dec	111	8	5	3	100
30-Dec	114	17	12	5	100
31-Dec	118	15	13	2	100

AVERAGE DAILY POPULATION (33 Woodlawn Ave.) — 113.5

BOOKINGS BY GENDER—MALE: 236 / FEMALE: 56

TOTAL INMATES BOOKED THIS MONTH— 292

AVERAGE HOUSED-OUT— 98.9

SHERIFF BARROW COUNTY



22

UNIFORM PATROL DIVISION

PATROL SHIFTS

Calls for Service 55,708

Incident Reports 12,372

Accidents:

Accident Reports 1,282

Accidents with Injuries 218

Accidents with Fatalities 5

Accidents Involving Alcohol N/A

Speed-Related Accidents N/A

Hit and Run Accidents 98

Private Property Reports 138

NOTE: The Accident total reflects accidents investigated by the Barrow County Sheriff's Office. This total does not include accidents occurring in Barrow County that were investigated by the Georgia State Patrol.

Arrests:

Adult Arrests 1,218

Juvenile Arrests 34

Felony Arrests 280

Misdemeanor Arrests 992

Business/Subdivision Checks 21,965

SHERIFF BARROW COUNTY



UNIFORM PATROL DIVISION

PATROL SHIFTS (continued)

Citations Issued:

Seatbelt/Child Restraints	556
Speeding	664
Traffic Control Devices	586
Uninsured Motorists	114
DUI	95
Suspended/Revoked License	162
Other	903

Warnings Issued: 2,344

Recovered Property:

Stolen Vehicles	90
-----------------	----

Other:

Funeral Escorts	649
Deputy-Initiated Calls for Service	2,475
Subpoena's Served	687
Civil Papers/T.P.O.'s Served	1,225
Medical Transports	39

SHERIFF BARROW COUNTY



UNIFORM PATROL DIVISION

PATROL SHIFTS (continued)

Incidents By Category:

	<u>2005</u>	<u>2004</u>	<u>2003</u>
Burglary	444	390	271
Domestic Violence	1,003	944	656
Assaults—Simple/Aggravated	125	71	68
Battery/Simple Battery	231	535	451
Stalking/Terroristic Threats	122	97	84
Rape/Sexual Assault	18	38	25
Entering Auto	173	142	N/A
Criminal Trespass	382	276	N/A
Theft	701	933	845
Alarms/False Alarms	1,639	1,246	N/A
Drugs—Misdemeanor/Felony	102	152	123
Juveniles—Runaways/Unruly	372	115	110
Death Investigations	26	31	33
Suicide/Attempted Suicide	57	21	14
Missing Persons	84	51	N/A
Child Molestation	23	50	33
Call Assists	5,821	8,049	N/A
Forgery	68	57	N/A
Armed Robbery	0	2	6
Arson	1	8	9

SHERIFF BARROW COUNTY



25

UNIFORM PATROL DIVISION

C.S.U.—TRAFFIC UNIT

Citations:

Seat Belt	381
Child Restraint	59
Speeding	1,331
Reckless Driving	4
Uninsured Motorist	28
DUI	29
Suspended/Revoked License	30
Other	768

Warnings: 1,190

Arrests:

Drug-Related	22
Other	107
Fugitives Apprehended	29

Recovered Property:

Stolen Vehicles	1
-----------------	---

SHERIFF BARROW COUNTY



UNIFORM PATROL DIVISION

C.S.U.—TRAFFIC UNIT (continued)

OTHER:

Road Safety Checkpoints	24
Educational Programs in the Barrow County Community and the Barrow County School System	149
Saturated Patrols	74
Hit and Run Cases Investigated	94

K-9 Activity:

# of Callouts	25
Drugs Seized by Category:	
Crack Cocaine	- Quantity .07 ounces
	- Monetary Value \$196.00
Methamphetamine	- Quantity 3 ounces
	- Monetary Value \$10,080.00
Marijuana	- Quantity 1.43 ounces
	- Monetary Value \$257.40
Total Currency Seized	\$100,000.00 (estimated)
Community Events	6
Educational Events	30

SHERIFF BARROW COUNTY



27

UNIFORM PATROL DIVISION

CRIME PREVENTION UNIT—S.R.O./D.A.R.E.

Law Enforcement Action:

Arrests/Juveniles Taken into Custody	53
Incident Reports	138
Accident Reports	22
Field Interview Cards	21
Student Interviews	344
Parent Contacts	222
Bomb Threats	0
Drug Sweeps	21
Electronic Device Seizures	15
Weapons Violations	24

Meetings/Presentations:

P.T.O. Meetings	20
Faculty Meetings	68
Classroom Presentations	535

GA

SHERIFF BARROW COUNTY



28

UNIFORM PATROL DIVISION

CRIME PREVENTION UNIT—S.R.O./D.A.R.E. (continued)

Security:

Special Events	133
Sporting Events	50
School Fire Drills	55
School Security	842
Bus Stop Security Checks	370

OTHER:

Escorts	55
Community Events	63
Neighborhood Watch Programs	16
Participating in the Lives of Area Youth (P.L.A.Y.) Program	Two (2) Sessions Two (2) Weeks per Session 12-14 Young People/Session

GA

SHERIFF BARROW COUNTY



29

CRIMINAL INVESTIGATIONS DIVISION

CRIMES AGAINST PROPERTY UNIT

Cases Assigned **1,267**

Cases By Category:

Burglary 330

Theft By Taking 332

Theft By Deception 17

Theft By Conversion 6

Theft By Receiving 25

Armed Robbery 1

Robbery 1

Motor Vehicle Theft 105

Entering Auto 151

Criminal Damage 54

Forgery/Credit Card Fraud 92

Arson 6

Other 149

Persons Arrested **58**

Adults 52

Juveniles 6

SHERIFF BARROW COUNTY



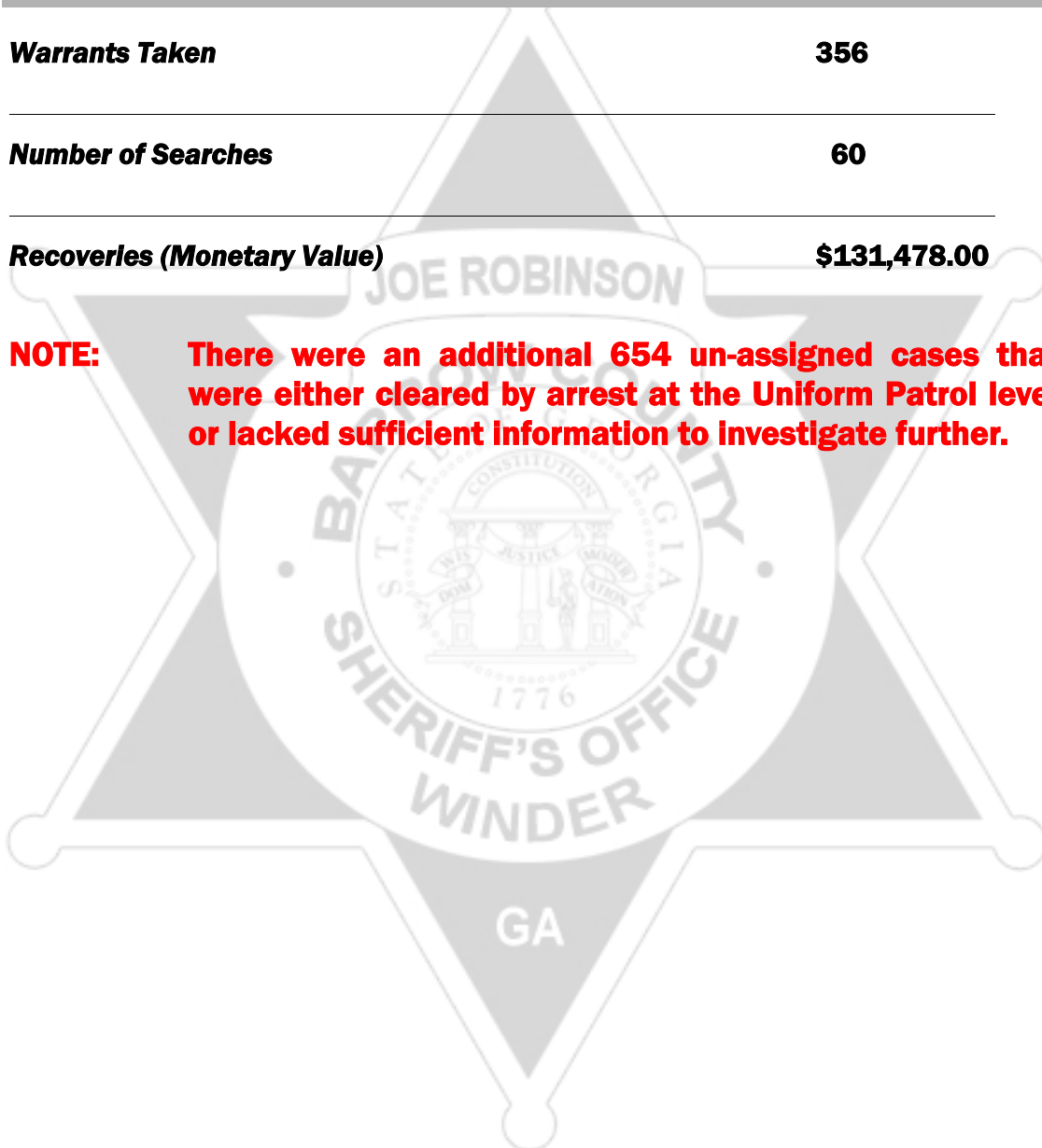
30

CRIMINAL INVESTIGATIONS DIVISION

CRIMES AGAINST PROPERTY UNIT (continued)

Warrants Taken	356
Number of Searches	60
Recoveries (Monetary Value)	\$131,478.00

NOTE: There were an additional 654 un-assigned cases that were either cleared by arrest at the Uniform Patrol level or lacked sufficient information to investigate further.



SHERIFF BARROW COUNTY



CRIMINAL INVESTIGATIONS DIVISION

CRIMES AGAINST PERSONS UNIT

Cases Assigned 1,375

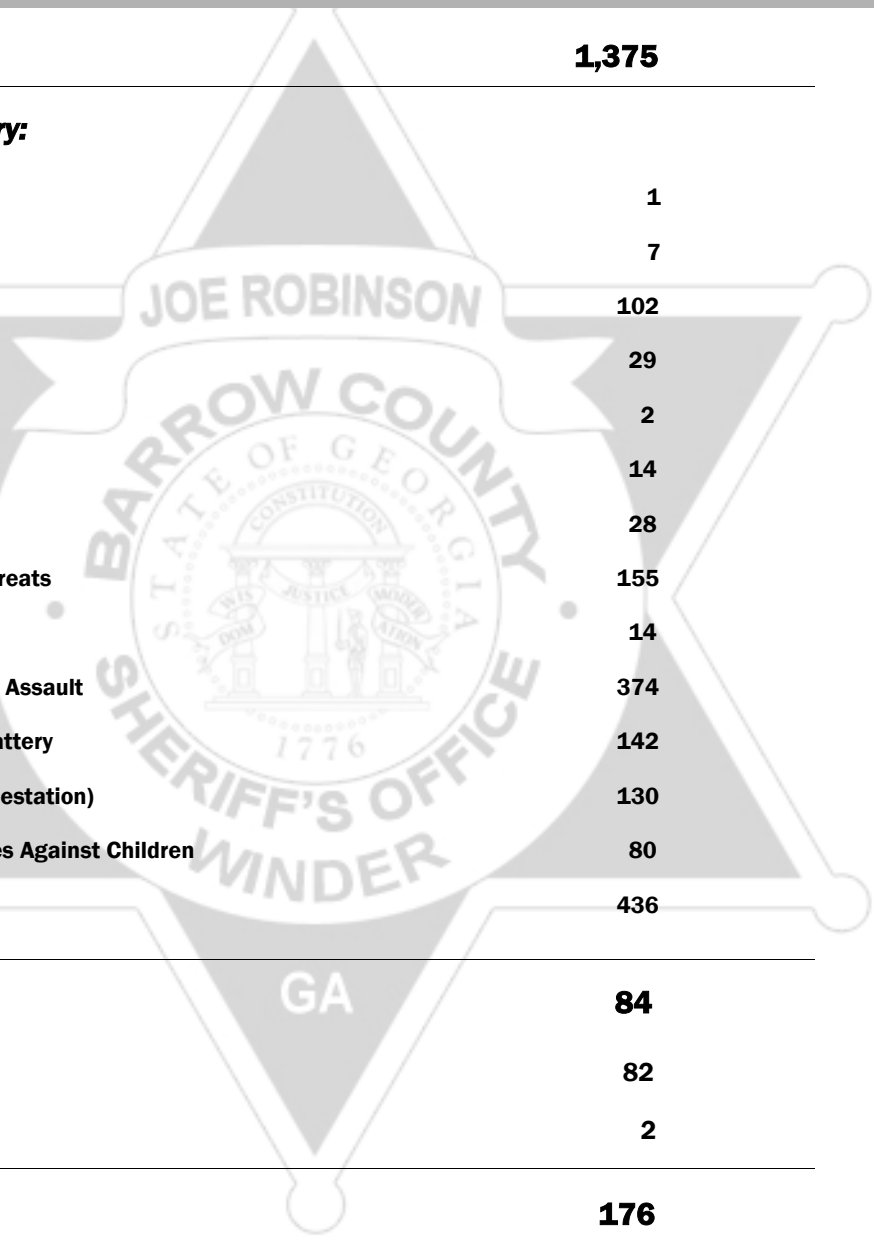
Cases By Category:

Murder	1
Rape	7
Aggravated Assault	102
Missing Persons	29
Suicide	2
Attempted Suicide	14
Sexual Battery	28
Stalking/Terroristic Threats	155
Death Investigation	14
Simple Battery/Simple Assault	374
Battery/Aggravated Battery	142
Juvenile (I.e., Child Molestation)	130
Family Violence—Crimes Against Children	80
Other	436

Persons Arrested 84

Adults	82
Juveniles	2

Warrants Taken 176



SHERIFF BARROW COUNTY



32

CRIMINAL INVESTIGATIONS DIVISION

TRAINING UNIT

<i>In-Service Training Hours</i>	537
<i>Specialized Training Hours</i>	2,840
<i>Community Education Programs</i>	81
<i>Field Training Officer (F.T.O.) Program Hours</i>	3,606

C.S.U.—TACTICAL UNIT

<i>Assists to C.S.U.—Narcotics</i>	11
<i>Call-Outs</i>	4
<i>Search Warrants</i>	6
<i>Concentrated Patrols</i>	4

SHERIFF BARROW COUNTY



33

CRIMINAL INVESTIGATIONS DIVISION

C.S.U.—NARCOTICS

Cases By Category

MARIJUANA

Possession	2
Possession with Intent to Distribute	3
Sale	1
Trafficking	0
Manufacturing	2

COCAINE

Possession	0
Possession with Intent to Distribute	0
Sale	1
Trafficking	7

CRACK COCAINE

Possession	0
Possession with Intent to Distribute	0
Sale	38
Trafficking	0
Manufacturing	0

SHERIFF BARROW COUNTY



34

CRIMINAL INVESTIGATIONS DIVISION

C.S.U.—NARCOTICS (continued)

Cases By Category

METHAMPHETAMINES

Possession	22
Possession with Intent to Distribute	6
Sale	0
Trafficking	14
Manufacturing	2

OTHER DRUG-RELATED ARRESTS

Controlled Substance	3
Prescription	5
Prescription with Intent to Distribute	2
Firearms	3
Miscellaneous Felony Arrests	5
Miscellaneous Misdemeanor Arrests	2

Seizures

Illegal Drugs (Quantity)	N/A
Illegal Drugs (Monetary Value)	\$127,011.00
Seized Property (Monetary Value)	\$10,500.00
Seized Currency	\$91,346.00

SHERIFF BARROW COUNTY



35

CRIMINAL INVESTIGATIONS DIVISION

Crime Scene Investigations—C.S.I.

Cases By Category

Murder	1
Rape	2
Aggravated Assault	14
Missing Persons	0
Death Investigation	6
Suicide/Attempted Suicide	2
Sexual Battery	1
Battery/Aggravated Battery	0
Stalking/Terroristic Threats	N/A
Internal Investigations	N/A
Simple Battery/Simple Assault	0
Juvenile (I.e., Child Molestation, etc.)	0
Burglary	14
Theft (Conversion/Deception/Receiving)	1
Armed Robbery	2
Robbery	0
Recovery of Stolen Vehicle	10
Entering Auto	0
Criminal Damage	1

SHERIFF BARROW COUNTY



36

CRIMINAL INVESTIGATIONS DIVISION

Crime Scene Investigations—C.S.I. (continued)

Cases By Category

Arson	2
Agency Assist	5
Marijuana Testing	81
Hit and Run Accidents	0
Drug Search Warrants	0
Other Search Warrants	12
Found Property	11
Abandoned Vehicles	103
ATF Traces	67
Other	4
D.A. Request for Evidence (Record Tracking Began July, 2005)	127
# of Items Logged into Evidence (Record Tracking Began July, 2005)	707
# of Items Logged Out of Evidence	43
# of Items Submitted to G.B.I. Crime Lab (Record Tracking Began July, 2005)	237
# of Items Received from G.B.I. Crime Lab	167
# of Items of Evidence Processed	42

SHERIFF BARROW COUNTY



37

COURTS AND SERVICES DIVISION

Service of Process:

Total Service Attempts	10,152
Papers Served—Superior Ct	2,346
Papers Served—Probate Ct	298
Papers Served—Magistrate Ct	2,788
Papers Served—Juvenile Ct	1,092
Papers Served—D.A.'s Office	2,364
Temporary Protective Orders	160
Bad Checks (Program Began in October, 2005)	81

Escorts/Transports:

Funeral Escorts (Record Tracking Began in August, 2005)	117
Prisoner Transports (Record Tracking Began in March, 2005)	1,627
Mental Transports (Record Tracking Began in June, 2005)	65
Ordinance/Code Reports (Program Began in March, 2005)	258
# of Inmates Transported From the Detention Center To Court (Record Tracking Began in December, 2005)	43

Sessions of Court/Courtroom Security:

Superior	180
Juvenile	50
Probate	24
Magistrate	441